

Total Water Solutions - From Showers to Whole House

Stuart Turner's engineering heritage in the design and manufacture of high quality water boosting pumps, coupled with an unrivalled reputation for quality and service, means that when you choose a Stuart Turner product you can be confident you are investing in a name you can trust. The wide range of products available provide water boosting solutions from a single tap or a powerful shower, to complete bathrooms and whole house pressure systems. Along with a range of innovative low mains water pressure boosting solutions to provide increased water pressure and flow to a property. Stuart Turner have the products and expertise to deliver water where you want it, when you need it!

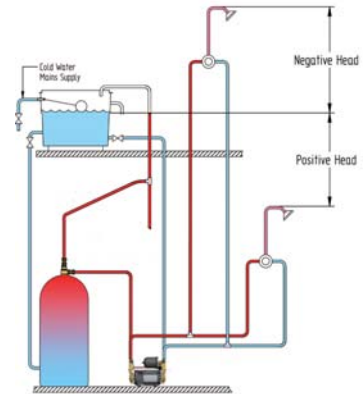
Systems, Pressure and Pump Types Explained.

Vented and Unvented Systems

Vented systems (gravity fed) uses the mains water supply to feed a cold water storage tank, which in turn feeds a hot water cylinder and cold outlets and relies on gravity to provide water pressure and flow.

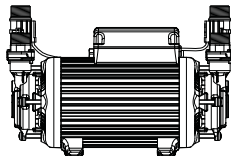
Unvented Systems (mains pressure) uses the mains water supply to directly feed a combination boiler or pressurised hot water cylinder. The system performance is dependent on the incoming mains pressure to the property, which may be low or intermittent.

Positive or Negative System?



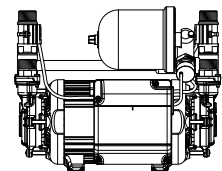
Twin pumps

Twin pumps are designed to boost both hot and cold water supplies equally.



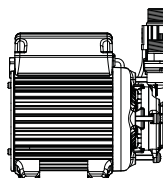
Universal Pumps

Universal pumps operate in positive or negative head conditions and do not require a gravity flow to start, incorporating both a pressure and flow switch. The pump automatically starts when the pressure switch detects a drop in pressure when an outlet is opened. The flow switch keeps the pump running as long as there is a sufficient flow of water. When the flow stops, the pump continues to run for 3 seconds allowing the system to re-pressurise.



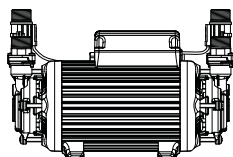
Single pumps

Single pumps are designed to boost single water supplies; hot, cold or pre-mixed.



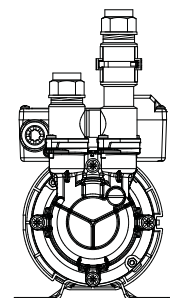
Standard Pumps

Standard pumps operate under positive head conditions only. A standard pump is operated by a flow switch, automatically starting when a gravity flow of water greater than 0.6-0.8 ltrs/min through the outlet is detected. The pump will automatically stop when the outlet is closed and the flow ceases.



Mains Boost Pumps

Suitable for unvented systems and designed to be connected directly to the incoming mains water supply where there is low or intermittent mains water pressure. Mains boost pumps provide additional pressure and flow to multiple outlets simultaneously within a property, including unvented boilers. Mains boost pumps must be approved by WRAS and comply with UK water regulations.



monsoon

Monsoon offers a comprehensive range of premium quality brass peripheral pumps capable of boosting water pressure for a host of domestic & light commercial applications from a single tap or shower, to a complete bathroom or the whole property. All Monsoon pumps are supplied with flexible hoses with integral isolating valves.



- ✓ 1.5 - 4.5 bar performance options
- ✓ Positive or negative head options
- ✓ Twin or Single
- ✓ Extremely quiet operation
- ✓ 300mm flexible hoses with integral ISO valves, 22mm push fit to pipework, G $\frac{3}{4}$ threaded to pump
- ✓ Robust brass construction
- ✓ Continuously rated



Monsoon Universal Twin

Description	Part No	Price
U1.5 bar Twin	46505	555.56
U2.0 bar Twin	46480	575.44
U3.0 bar Twin	46410	615.19
U4.0 bar Twin	46411	654.95
U4.5 bar Twin	46412	694.70



Monsoon Universal Single

Description	Part No	Price
U2.0 bar Single	46498	396.54
U3.0 bar Single	46413	406.48
U4.5 bar Single	46414	416.42



Monsoon Standard Twin

Description	Part No	Price
S1.5 bar Twin	46506	401.50
S2.0 bar Twin	46415	421.39
S3.0 bar Twin	46416	471.07
S4.0 bar Twin	46417	510.84
S4.5 bar Twin	46418	550.58



Monsoon Standard Single

Description	Part No	Price
S2.0 bar Single	46497	282.25
S3.0 bar Single	46419	292.18
S4.5 bar Single	46420	308.08



PumpAssist

Technical help and guidance

A dedicated and friendly team of highly trained technical experts, available to offer help and advice on selecting the correct pump for your needs or technical guidance where required.

www.stuart-turner.co.uk

pumpassist
 HELPLINE +44 (0) 800 31 969 80

monsoon showermate mainsboost aquaboost wasteflo stuart



Tel: (01495) 767600 Fax: (01495) 767601 Email: sales@faucets.co.uk

Prices are excluding VAT

showermate

Showermate is a range of high quality plastic peripheral pumps which have been designed to boost the performance of shower and tap outlets within a bathroom. All pumps are supplied with flexible hoses, with integral isolating valves on the inlets.



- ✓ 1.8 - 2.6 bar performance options
- ✓ Positive or negative head options
- ✓ Twin or Single
- ✓ Quiet operation

- ✓ 200mm flexible hoses with integral ISO valves
- ✓ 15mm push fit to pipework, G $\frac{3}{4}$ threaded to pump
- ✓ High quality durable plastic construction
- ✓ Continuously rated



Showermate Universal Twin

Description	Part No	Price
U1.8 bar Twin	46532	430.84
U2.6 bar Twin	46533	473.40



Showermate Universal Single

Description	Part No	Price
U2.6 bar Single	46534	329.46



Showermate Standard Twin

Description	Part No	Price
S1.8 bar Twin	46407	198.10
S2.6 bar Twin	46431	239.81



Showermate Standard Single

Description	Part No	Price
S2.6 bar Single	46429	172.04



showermate eco

Showermate eco is the ideal solution to boost the performance of a single shower offering a compact and cost effective pump. All pumps are supplied with flexible hoses, with integral isolating valves on the inlets.



- ✓ 1.5 - 2.0 bar performance options
- ✓ Positive head
- ✓ Twin or Single
- ✓ Quiet operation

- ✓ 200mm flexible hoses with integral ISO valves
- ✓ 15mm push fit to pipework, G $\frac{3}{4}$ threaded to pump
- ✓ High quality durable plastic construction
- ✓ Dry run protection



Showermate Eco Standard Twin

Description	Part No	Price
S1.5 bar Twin	46502	133.75
S2.0 bar Twin	46500	178.33



Showermate Eco Standard Single

Description	Part No	Price
S2.0 bar Single	46503	124.84



monsoon showermate mainsboost aquabooast wasteflo stuart



Tel: (01495) 767600 Fax: (01495) 767601 Email: sales@faucets.co.uk

Prices are excluding VAT

mainsboost

Finding solutions to the problem of low mains water pressure is easy with the Mainsboost range. Designed to provide a consistent flow of water and increased water pressure to a property boosting multiple outlets simultaneously. All Mainsboost products connect directly to the incoming mains water supply and are supplied with an installation kit.

Mainsboost Flomate Pump

Mainsboost Flomate will deliver an additional 1.5 bar water pressure to the existing incoming mains pressure and at a maximum flow rate of 12 litres/minute. The pump will start when a flow rate of 0.6 litres/minute or more exists. Flow is restricted to 12 litres/minute which allows it to be fitted directly to the incoming mains in accordance with UK water regulations. This innovative pump is small enough to fit in any standard kitchen base unit.



Suitable for low occupancy properties

- ✓ Connects directly to incoming mains
- ✓ Suitable for smaller properties, typically one bathroom
- ✓ Boosts incoming water pressure to 2.2 bar
- ✓ Delivers 12 litres/minute flow rate
- ✓ No on-site commissioning required



Mainsboost Flomate

Description	Part No	Price
MBF 12	46574	268.00

Mainsboost Flomate

Combines all the features of the Mainsboost Flomate pump with the supply of water from an additional 60, 80, 100, 200 or 300 litre pressure vessel. These units are suitable for larger properties with multiple bathrooms and will deliver up to 30 litres/minute flow at 3.0 bar pressure, dependant on the chosen pressure vessel variant, to multiple outlets within the property, up to the preset cut-in limit at which time the system will deliver 12 litres/minute until demand ends and the pressure vessel recharges. These compact pumps are simple to install and require no on-site commissioning.



Suitable for larger occupancy properties

- ✓ Connects directly to incoming mains
- ✓ Suitable for properties with more than one bathroom
- ✓ Boosts incoming water pressure to 3.0 bar
- ✓ Delivers up to 40 litres/minute flow rate for a defined period
- ✓ No on-site commissioning required



Mainsboost Flomate

Description	Part No	Price
MBF 60	46631	559.20
MBF 80	46634	639.20
MBF 100	46635	679.20
MBF 200	46636	1039.20
MBF 300	46637	1159.20

Mainsboost

Designed for unvented systems where there is sufficient mains pressure but inadequate water flow. Mainsboost is installed directly onto the incoming water supply and under mains pressure fills with water. The CAD2 water chamber is surrounded by positive pre-charged air pressure sealed within the vessel. When the chamber is full the unit reaches a state of pressure equilibrium, meaning the water pressure and pre-charge pressure are balanced. The Mainsboost system now has a volume of pressurised water ready for distribution throughout the property. For further vessel options please contact us. The listing below is supplied with a 22mm ULK kit.



Suitable for larger occupancy properties

- ✓ Connects directly to incoming mains
- ✓ Suitable for properties with more than one bathroom
- ✓ Up to 80 litres/minute per vessel
- ✓ 100 - 1000 litre capacity vessel options
- ✓ Silent in operation
- ✓ Consumes no electricity



Mainsboost

Description	Part No	Price
MB 100SV-1-22	44452	795.00
MB 130SV-1-22	44455	857.00
MB 200SV-1-22	44458	891.00
MB 250SV-1-22	44461	977.00
MB 300SV-1-22	44464	1064.00
MB 450SV-1-22	44467	1319.00

monsoon showermate mainsboost aquabooast wasteflo stuart



Tel: (01495) 767600 Fax: (01495) 767601 Email: sales@faucets.co.uk

Prices are excluding VAT

mainsboost

Mainsboost Plus

Designed for unvented systems where both pressure and flow are insufficient. The WRAS approved Mainsboost Plus water performance system utilises the Mainsboost system's accumulator technology, supported by an innovative direct on mains Charger pump to provide up to 744 litres of water stored at pressure. Mainsboost Plus improves water performance throughout the property by increasing water pressure up to 3.5 Bar and flow rates up to 80 litres per minute (per vessel) allowing unvented systems and combination boilers to perform as intended and offers the capability to run baths and showers at the same time with no reduction in pressure or flow. For further vessel options please contact us. The listing below is supplied with a 22mm ULK kit.



Suitable for larger occupancy properties

- ✓ Connects directly to incoming mains
- ✓ Suitable for larger properties,
- ✓ Up to 80 litres/minute per vessel
- ✓ Up to 3.5 bar pressure
- ✓ 100 - 450 litre capacity vessel options
- ✓ Built in green energy bypass

Please note: 5 year guarantee on vessel, 3 year guarantee on pump and fittings

Mainsboost Plus

Description	Part No	Price
MBP 100SV-1-22	44494	1308.00
MBP 130SV-1-22	44497	1418.00
MBP 200SV-1-22	44500	1527.00
MBP 250SV-1-22	44503	1586.00
MBP 300SV-1-22	44506	1766.00
MBP 450SV-1-22	44509	1911.00

Mainsboost Charger

The Mainsboost Charger water performance system is designed to overcome the issue of low or poor mains water pressure and specifically designed for properties with minimal water pressure and where space may be an issue. Mainsboost Charger has the unique ability to locate the pump, which is supplied within a noise reducing enclosure, remotely from the Mainsboost vessel without restricting performance. The unique Mainsboost Charger system will deliver increased water pressure up to 3.5 Bar and will provide flow rates of at least 80 litres per minute (per vessel) guaranteeing both pressure and flow to multiple outlets. For further vessel options please contact us. The listing below is supplied with a 22mm ULK kit.



Suitable for larger occupancy properties

- ✓ Connects directly to incoming mains
- ✓ Suitable for larger properties,
- ✓ Up to 80 litres/minute per vessel
- ✓ Up to 3.5 bar pressure
- ✓ 100 - 450 litre capacity vessel options
- ✓ Built in green energy bypass

Please note: 5 year guarantee on vessel, 3 year guarantee on pump and fittings

Mainsboost Charger

Description	Part No	Price
MBC 100SV-1-22	44473	2173.00
MBC 130SV-1-22	44476	2237.00
MBC 200SV-1-22	44479	2272.00
MBC 250SV-1-22	44482	2362.00
MBC 300SV-1-22	44485	2450.00
MBC 450SV-1-22	44488	2714.00

aquaboost iBoost

aquaboost

iBoost offers an unrestricted pressurised supply of stored water to the whole property. Suitable for higher occupancy properties with multiple bathrooms and water using appliances. Flomate iBoost utilises a large capacity 200 litre tank to deliver an unrestricted supply at pressure to a property, at up to 100 litres per minute and up to 4.5 bar pressure, with a typical performance of 60 litres per minute at 3.0 bar pressure, reducing to 20 litres per minute whilst the tank refills.



Suitable for higher occupancy properties

- ✓ Connects directly to incoming mains
- ✓ Suitable for properties with multiple bathrooms and water using appliances
- ✓ Delivers up to 4.5 bar
- ✓ Delivers up to 100 litres/minute flow
- ✓ Delivers a minimum of 20 litres/minute indefinitely
- ✓ No on-site commissioning required

Aquaboost iBoost

Description	Part No	Price
iBoost F200	46668	1439.20
iBoost F200 CAT 5	46677	1519.20

monsoon showermate mainsboost aquaboost wasteflo stuart



Tel: (01495) 767600 Fax: (01495) 767601 Email: sales@faucets.co.uk

Prices are excluding VAT

wasteflo

Create a bathroom, kitchen or utility room anywhere with the Wasteflo range of macerators and a lifting station. All designed with an removable watertight cassette system, which allows clean and easy access without having to remove pipe work or the appliance when servicing or maintaining the unit. Their slimline design and low noise levels mean that Wasteflo products can be located anywhere.



Innovative watertight cassette system

- ✓ Houses all mechanical and electrical components
- ✓ Easy and clean to maintain
- ✓ No need to remove pipework or the appliance to service.

Powerful performance

- ✓ Macerators pump 5 m vertically or 52 m horizontally
- ✓ Lifting station pumps 7 m vertically or 72 m horizontally



Wasteflo WC 1, WC 2 & WC 3 - Macerators



All super slim in design, the WC1 is ideal for converting any area into a simple toilet. The WC2 allows any area to be converted into a simple cloakroom with a toilet and a basin. Whilst with the WC3 you can create a complete bathroom or en-suite, with a toilet, basin, shower or even a bidet.

Wasteflo - WC 1, WC 2 & WC 3

Description	Part No	Price
WC 1	46626	265.20
WC 2	46575	306.00
WC 3	46576	346.80

Wasteflo WC4C - Macerator



Super slim, compact and easy to conceal. The WC 4C is designed for use with a wall hung or back to wall toilet pans and allows you to hide the unit out of sight. Ideal for transforming any area into a complete bathroom or en-suite, with a toilet, basin, shower and even a bidet.

Wasteflo - WC 4C

Description	Part No	Price
WC 4C	46653	346.80

Wasteflo LS5 - Lifting Station



Allows you to create a shower/bathroom, kitchen or utility room anywhere. A shower, bath, basin, sink, washing machine or dishwasher can all be connected.

Wasteflo - LS 5

Description	Part No	Price
LS 5	46577	318.24

wasteflo

Where access to an external vent pipe is not possible, wasteflo's boiler condensate pump offers the perfect solution to quietly and efficiently remove acidic condensate.



Wasteflo BC 3 - Boiler Condensate Pump



Compact yet highly efficient, the Wasteflo Boiler Condensate Pump will move up to 288 litres per hour and up to 5 m head. The pump offers three x 27 mm inlets and one (6 or 10 mm) outlet and is the ideal solution for many domestic and commercial applications.

Wasteflo - BC 3

Description	Part No	Price
BC 3	46663	55.99

monsoon showermate mainsboost aquaboo boost wasteflo stuart



Tel: (01495) 767600 Fax: (01495) 767601 Email: sales@faucets.co.uk

Prices are excluding VAT

stuart - CH Pumps

CH multi stage and single stage pumps meet the pressure boosting demands of larger homes, leisure centres and hotels and are built to provide a high quality, reliable solution where high flow rates and high heads are required. Supplied with flexible hoses with integral isolating valves.



- ✓ Positive or negative head options
- ✓ Flow rates up to 140 litres/minute
- ✓ Quiet operation
- ✓ Robust brass/stainless steel construction
- ✓ Continuously rated

CH Multistage Boostamatic



Description	Part No	Price
CH 4-30 B	46593	500.04
CH 4-40 B	46594	550.15
CH 4-50 B	46595	700.46
CH 4-60 B	46610	749.14

CH Single Stage



Description	Part No	Price
CH 9-14 FL	46387	418.88
CH 12-14 B	46349	513.35



stuart - Submersible Pumps

Submersible Pumps are designed for the transference of water from cellars and flooded areas and for drawing water from wells for irrigation. The Submersible Stuart Turner Pump range includes Diver Pump models for high pressure transfer of clean water.



Supersub 150VA, 250VA and 230A

The compact Supersub 150VA and 250VA pumps are ideal for general purpose applications where space is at a premium. They are designed for pumping rain, dirty or waste water and include an integral float switch which can be set to either automatic or manual modes. Supersub 230A models are supplied with a float switch and is ideal for use in clean water, rain water, waste water or pond applications.



Performance:

- ✓ 150VA = 6.5 m head or max flow 150 l/min
- ✓ 250VA = 8.5 m head or max flow 250 l/min
- ✓ 230A = 8.3 m head or max flow 230 l/min

Supersub

Description	Part No	Price
150VA	46538	83.95
250VA	46539	94.57
230A	46540	115.83
Flood Kit	46638	148.53

Supervort 140A and 240A

These pumps are supplied complete with a float switch and are capable of handling semi-solids in suspension of up to 20 mm in diameter. They are suitable for dirty water applications and are ideal for ponds with large gravity fed filter systems, where the pump can be incorporated in the filter.



Performance:

- ✓ 140A = 5 m head or max flow 140 l/min
- ✓ 240A = 7.4 m head or max flow 240 l/min

Supervort

Description	Part No	Price
140A	46541	105.20
240A	46542	115.83

Diver 35 and Diver 45

These pumps are ideal for applications where pressure is needed, such as sprinklers or pumping up to storage tanks.



Performance:

- ✓ Diver 35 = 34 m head or max flow 88 l/min
- ✓ Diver 45 = 42 m head or max flow 94 l/min

Diver

Description	Part No	Price
Diver 35	46585	163.30
Diver 45	46586	190.04

monsoon showermate mainsboost aquaboost wasteflo stuart



Tel: (01495) 767600 Fax: (01495) 767601 Email: sales@faucets.co.uk

Prices are excluding VAT