

Total Water Solutions - From Showers to Whole House

Stuart Turner's engineering heritage in the design and manufacture of high quality water boosting pumps, coupled with an unrivalled reputation for quality and service, means that when you choose a Stuart Turner product you can be confident you are investing in a name you can trust. The wide range of products available provide water boosting solutions from a single tap or a powerful shower, to complete bathrooms and whole house pressure systems. Along with a range of innovative low mains water pressure boosting solutions to provide increased water pressure and flow to a property. Stuart Turner have the products and expertise to deliver water where you want it, when you need it!

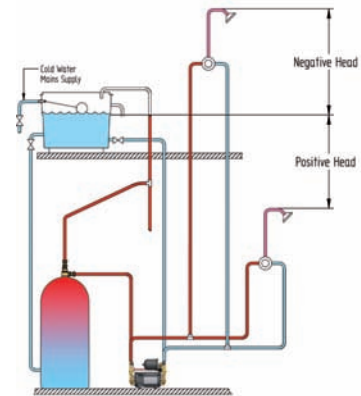
Systems, Pressure and Pump Types Explained.

Vented and Unvented Systems

Vented systems (gravity fed) uses the mains water supply to feed a cold water storage tank, which in turn feeds a hot water cylinder and cold outlets and relies on gravity to provide water pressure and flow.

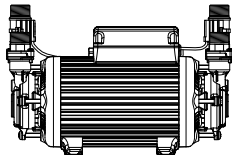
Unvented Systems (mains pressure) uses the mains water supply to directly feed a combination boiler or pressurised hot water cylinder. The system performance is dependent on the incoming mains pressure to the property, which may be low or intermittent.

Positive or Negative System?



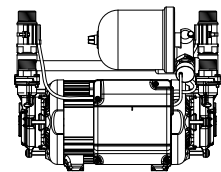
Twin pumps

Twin pumps are designed to boost both hot and cold water supplies equally.



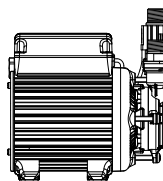
Universal Pumps

Universal pumps operate in positive or negative head conditions and do not require a gravity flow to start, incorporating both a pressure and flow switch. The pump automatically starts when the pressure switch detects a drop in pressure when an outlet is opened. The flow switch keeps the pump running as long as there is a sufficient flow of water. When the flow stops, the pump continues to run for 3 seconds allowing the system to re-pressurise.



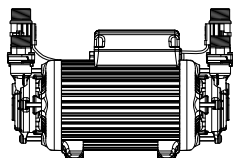
Single pumps

Single pumps are designed to boost single water supplies; hot, cold or pre-mixed.



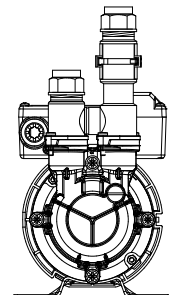
Standard Pumps

Standard pumps operate under positive head conditions only. A standard pump is operated by a flow switch, automatically starting when a gravity flow of water greater than 0.6-0.8 ltrs/min through the outlet is detected. The pump will automatically stop when the outlet is closed and the flow ceases.



Mains Boost Pumps

Suitable for unvented systems and designed to be connected directly to the incoming mains water supply where there is low or intermittent mains water pressure. Mains boost pumps provide additional pressure and flow to multiple outlets simultaneously within a property, including unvented boilers. Mains boost pumps must be approved by WRAS and comply with UK water regulations.



Pump Assist - technical advice 0800 31 969 80

www.stuart-turner.co.uk



Tel: (01495) 767600

Email: sales@faucets.co.uk

Prices are excluding VAT

monsoon

Monsoon offers a comprehensive range of premium quality brass peripheral pumps capable of boosting water pressure for a host of domestic & light commercial applications from a single tap or shower, to a complete bathroom or the whole property. All Monsoon pumps are supplied with flexible hoses with integral isolating valves.



- ✓ 1.5 - 4.5 bar performance options
- ✓ Positive or negative head options
- ✓ Twin or Single
- ✓ Extremely quiet operation
- ✓ 300mm flexible hoses with integral ISO valves, 22mm push fit to pipework, G $\frac{3}{4}$ threaded to pump
- ✓ Robust brass construction
- ✓ Continuously rated



Monsoon Universal Twin

Description	Part No	Price
U1.5 bar Twin	46505	588.89
U2.0 bar Twin	46480	609.96
U3.0 bar Twin	46410	652.10
U4.0 bar Twin	46411	694.25
U4.5 bar Twin	46412	736.38



Monsoon Universal Single

Description	Part No	Price
U2.0 bar Single	46498	420.34
U3.0 bar Single	46413	430.87
U4.5 bar Single	46414	441.41



Monsoon Standard Twin

Description	Part No	Price
S1.5 bar Twin	46506	425.60
S2.0 bar Twin	46415	446.67
S3.0 bar Twin	46416	499.34
S4.0 bar Twin	46417	541.49
S4.5 bar Twin	46418	583.62



Monsoon Standard Single

Description	Part No	Price
S2.0 bar Single	46497	299.19
S3.0 bar Single	46419	309.71
S4.5 bar Single	46420	326.57



PumpAssist

Technical help and guidance

A dedicated and friendly team of highly trained technical experts, available to offer help and advice on selecting the correct pump for your needs or technical guidance where required.

www.stuart-turner.co.uk

pumpassist
HELPLINE +44 (0) 800 31 969 80

monsoon showermate mainsboost aquaboost wasteflo stuart



Tel: (01495) 767600

Email: sales@faucets.co.uk

Prices are excluding VAT

showermate

Showermate is a range of high quality plastic peripheral pumps which have been designed to boost the performance of shower and tap outlets within a bathroom. All pumps are supplied with flexible hoses, with integral isolating valves on the inlets.



- ✓ 1.8 - 2.6 bar performance options
- ✓ Positive or negative head options
- ✓ Twin or Single
- ✓ Quiet operation
- ✓ 200mm flexible hoses with integral ISO valves
- ✓ 15mm push fit to pipework, G $\frac{3}{4}$ threaded to pump
- ✓ High quality durable plastic construction
- ✓ Continuously rated



Showermate Universal Twin

Description	Part No	Price
U1.8 bar Twin	46532	488.89
U2.6 bar Twin	46533	509.96



Showermate Universal Single

Description	Part No	Price
U2.6 bar Single	46534	370.34



Showermate Standard Twin

Description	Part No	Price
S1.8 bar Twin	46407	209.99
S2.6 bar Twin	46431	254.20



Showermate Standard Single

Description	Part No	Price
S2.6 bar Single	46429	182.37



showermate eco

Showermate eco is the ideal solution to boost the performance of a single shower offering a compact and cost effective pump. All pumps are supplied with flexible hoses, with integral isolating valves on the inlets.



- ✓ 1.5 - 2.0 bar performance options
- ✓ Positive head
- ✓ Twin or Single
- ✓ Quiet operation
- ✓ 200mm flexible hoses with integral ISO valves
- ✓ 15mm push fit to pipework, G $\frac{3}{4}$ threaded to pump
- ✓ High quality durable plastic construction
- ✓ Dry run protection



Showermate Eco Standard Twin

Description	Part No	Price
S1.5 bar Twin	46502	141.78
S2.0 bar Twin	46500	189.03



Showermate Eco Standard Single

Description	Part No	Price
S2.0 bar Single	46503	132.33



monsoon showermate mainsboost aquabooast wasteflo stuart



mainsboost

Finding solutions to the problem of low mains water pressure is easy with the Mainsboost range. Designed to provide a consistent flow of water and increased water pressure to a property boosting multiple outlets simultaneously. All Mainsboost products connect directly to the incoming mains water supply and are supplied with an installation kit.

Mainsboost Flomate Pump

Mainsboost Flomate will deliver an additional 1.5 bar water pressure to the existing incoming mains pressure and at a maximum flow rate of 12 litres/minute. The pump will start when a flow rate of 0.6 litres/minute or more exists. Flow is restricted to 12 litres/minute which allows it to be fitted directly to the incoming mains in accordance with UK water regulations. This innovative pump is small enough to fit in any standard kitchen base unit.



Suitable for low occupancy properties

- ✓ Connects directly to incoming mains
- ✓ Suitable for smaller properties, typically one bathroom
- ✓ Boosts incoming water pressure to 2.2 bar
- ✓ Delivers 12 litres/minute flow rate
- ✓ No on-site commissioning required



Mainsboost Flomate

Description	Part No	Price
MBF 12	46574	299.00

Mainsboost Flomate

Combines all the features of the Mainsboost Flomate pump with the supply of water from an additional 60, 80, 100, 200 or 300 litre pressure vessel. These units are suitable for larger properties with multiple bathrooms and will deliver up to 30 litres/minute flow at 3.0 bar pressure, dependant on the chosen pressure vessel variant, to multiple outlets within the property, up to the preset cut-in limit at which time the system will deliver 12 litres/minute until demand ends and the pressure vessel recharges. These compact pumps are simple to install and require no on-site commissioning.



Suitable for larger occupancy properties

- ✓ Connects directly to incoming mains
- ✓ Suitable for properties with more than one bathroom
- ✓ Boosts incoming water pressure to 3.0 bar
- ✓ Delivers up to 40 litres/minute flow rate for a defined period
- ✓ No on-site commissioning required

Mainsboost Flomate

Description	Part No	Price
MBF 60	46631	699.00
MBF 80	46634	799.00
MBF 100	46635	899.00
MBF 200	46636	1099.00
MBF 300	46637	1199.00

Mainsboost

Designed for unvented systems where there is sufficient mains pressure but inadequate water flow. Mainsboost is installed directly onto the incoming water supply and under mains pressure fills with water. The CAD2 water chamber is surrounded by positive pre-charged air pressure sealed within the vessel. When the chamber is full the unit reaches a state of pressure equilibrium, meaning the water pressure and pre-charge pressure are balanced. The Mainsboost system now has a volume of pressurised water ready for distribution throughout the property. For further vessel options please contact us. The listing below is supplied with a 22mm ULK kit.



Suitable for larger occupancy properties

- ✓ Connects directly to incoming mains
- ✓ Suitable for properties with more than one bathroom
- ✓ Up to 80 litres/minute per vessel
- ✓ 100 - 1000 litre capacity vessel options
- ✓ Silent in operation
- ✓ Consumes no electricity

Mainsboost

Description	Part No	Price
MB 100SV-1-22	44452	819.00
MB 130SV-1-22	44455	879.00
MB 200SV-1-22	44458	939.00
MB 250SV-1-22	44461	999.00
MB 300SV-1-22	44464	1099.00
MB 450SV-1-22	44467	1359.00

monsoon showermate mainsboost aquaboost wasteflo stuart



mainsboost

Mainsboost Charger Pumps

Designed for use in conjunction with Mainsboost Pressure Vessels and where less than 2.0 bar pressure exists. Mainsboost Charger Pumps provide a direct on mains pump solution to offer increased water pressure and flow at up to 3.5 bar pressure and up to 80 litres per minute.

Mainsboost Charger MBC 12 pumps are wall mounted, allowing the pump to be located remotely from the Mainsboost vessel without restricting performance and housed within a robust steel enclosure lined with effective noise reduction foam.

Mainsboost Charger MJ3 pump is mounted directly onto the Mainsboost vessel with the mounting plate supplied. An optional sound attenuation cover is available to minimise noise levels.

Please Note: Charger pumps are not available as a standalone purchase and must be ordered in conjunction with a Mainsboost vessel.



Designed for use with Mainsboost vessels

- ✓ Connects directly to incoming mains
- ✓ Suitable for properties with more than one bathroom
- ✓ Boosts incoming water pressure to 3.5 bar
- ✓ Delivers up to 80 litres/minute flow rate
- ✓ Quiet in operation
- ✓ Dry run protection

Mainsboost Charger

Description	Part No	Price
MBC 12-22 WM	44725	899.00
MBC 12-28 WM	44726	899.00
MJ3 VM	41712	599.00
MBP SAC	44620	275.00

aquaboost iBoost

aquaboost

Aquaboost iBoost offers an unrestricted pressurised supply of stored water to the whole property. Ideally suited for properties with multiple bathrooms and water using appliances.

Aquaboost iBoost F200 and V200 utilise a large 200 litre capacity tank to deliver water at increased pressure and flow to multiple outlets simultaneously, at up to 100 litres per minute and up to 4.5 bar pressure, with a typical performance of 60 litres per minute at 3.0 bar pressure. iBoost models are available with either fixed or variable speed pump controls.

The **iBoost +200** water storage tank featuring a high flow fill valve effectively doubles the capacity of an iBoost F200 or V200 unit from 200 litres to 400 litres.

iBoost CAT 5 options feature a weir overflow making it suitable for use where there is a risk of backflow contamination.

These reliable compact systems sit neatly within any standard 600 mm kitchen larder cupboard or alongside other white goods.



Suitable for higher occupancy properties

- ✓ Connects directly to incoming mains
- ✓ Suitable for properties with multiple bathrooms and water using appliances
- ✓ Delivers up to 4.5 bar
- ✓ Delivers up to 100 litres/minute flow
- ✓ Delivers a minimum of 20 litres/minute indefinitely
- ✓ Quiet in operation
- ✓ No on-site commissioning required

Aquaboost iBoost

Description	Part No	Price
iBoost F200	46668	£1499.00
iBoost V200	46711	£1799.00
iBoost +200	46712	£799.00
iBoost F200 CAT 5	46677	£1579.00
iBoost V200 CAT 5	46713	£1879.00
iBoost +200 CAT 5	46714	£899.00

monsoon showermate mainsboost aquaboost wasteflo stuart



Tel: (01495) 767600

Email: sales@faucets.co.uk

Prices are excluding VAT

wasteflo

Create a bathroom, kitchen or utility room anywhere with the Wasteflo range of macerators and a lifting station. All designed with an removable watertight cassette system, which allows clean and easy access without having to remove pipe work or the appliance when servicing or maintaining the unit. Their slimline design and low noise levels mean that Wasteflo products can be located anywhere.



Innovative watertight cassette system

- ✓ Houses all mechanical and electrical components
- ✓ Easy and clean to maintain
- ✓ No need to remove pipework or the appliance to service.

Powerful performance

- ✓ Macerators pump 5 m vertically or 52 m horizontally
- ✓ Lifting station pumps 7 m vertically or 72 m horizontally



Wasteflo WC 1, WC 2 & WC 3 - Macerators



All super slim in design, the WC1 is ideal for converting any area into a simple toilet. The WC2 allows any area to be converted into a simple cloakroom with a toilet and a basin. Whilst with the WC3 you can create a complete bathroom or en-suite, with a toilet, basin, shower or even a bidet.

Wasteflo - WC 1, WC 2 & WC 3

Description	Part No	Price
WC 1	46626	281.11
WC 2	46575	324.36
WC 3	46576	367.61

Wasteflo WC4C - Macerator



Super slim, compact and easy to conceal. The WC 4C is designed for use with a wall hung or back to wall toilet pans and allows you to hide the unit out of sight. Ideal for transforming any area into a complete bathroom or en-suite, with a toilet, basin, shower and even a bidet.

Wasteflo - WC 4C

Description	Part No	Price
WC 4C	46653	367.61

Wasteflo LS5 - Lifting Station



Allows you to create a shower/bathroom, kitchen or utility room anywhere. A shower, bath, basin, sink, washing machine or dishwasher can all be connected.

Wasteflo - LS 5

Description	Part No	Price
LS 5	46577	337.33

wasteflo

Where access to an external vent pipe is not possible, wasteflo's boiler condensate pump offers the perfect solution to quietly and efficiently remove acidic condensate.



Wasteflo BC 3 - Boiler Condensate Pump



Compact yet highly efficient, the Wasteflo Boiler Condensate Pump will move up to 288 litres per hour and up to 5 m head. The pump offers three x 27 mm inlets and one (6 or 10 mm) outlet and is the ideal solution for many domestic and commercial applications.

Wasteflo - BC 3

Description	Part No	Price
BC 3	46663	59.99

monsoon showermate mainsboost aquaboo boost wasteflo stuart



stuart - CH Pumps

CH multi stage and single stage pumps meet the pressure boosting demands of larger homes, leisure centres and hotels and are built to provide a high quality, reliable solution where high flow rates and high heads are required. Supplied with flexible hoses with integral isolating valves.



- ✓ Positive or negative head options
- ✓ Flow rates up to 140 litres/minute
- ✓ Quiet operation
- ✓ Robust brass/stainless steel construction
- ✓ Continuously rated



CH Multistage Boostamatic

Description	Part No	Price
CH 4-30 B	46593	530.04
CH 4-40 B	46594	583.15
CH 4-50 B	46595	742.49
CH 4-60 B	46610	794.09



CH Single Stage

Description	Part No	Price
CH 9-14 FL	46387	444.01
CH 12-14 B	46349	544.15



stuart - Submersible Pumps

Submersible Pumps are designed for the transference of water from cellars and flooded areas and for drawing water from wells for irrigation. The Submersible Stuart Turner Pump range includes Diver Pump models for high pressure transfer of clean water.



Supersub 150VA, 250VA and 230A

The compact Supersub 150VA and 250VA pumps are ideal for general purpose applications where space is at a premium. They are designed for pumping rain, dirty or waste water and include an integral float switch which can be set to either automatic or manual modes. Supersub 230A models are supplied with a float switch and is ideal for use in clean water, rain water, waste water or pond applications.



Performance:

- ✓ 150VA = 6.5 m head or max flow 150 l/min
- ✓ 250VA = 8.5 m head or max flow 250 l/min
- ✓ 230A = 8.3 m head or max flow 230 l/min

Supersub

Description	Part No	Price
150VA	46538	88.99
250VA	46539	100.24
230A	46540	122.77
Flood Kit	46638	157.44

Supervort 140A and 240A

These pumps are supplied complete with a float switch and are capable of handling semi-solids in suspension of up to 20 mm in diameter. They are suitable for dirty water applications and are ideal for ponds with large gravity fed filter systems, where the pump can be incorporated in the filter.



Performance:

- ✓ 140A = 5 m head or max flow 140 l/min
- ✓ 240A = 7.4 m head or max flow 240 l/min

Supervort

Description	Part No	Price
140A	46541	111.51
240A	46542	122.77

Diver 35 and Diver 45

These pumps are ideal for applications where pressure is needed, such as sprinklers or pumping up to storage tanks.



Performance:

- ✓ Diver 35 = 34 m head or max flow 88 l/min
- ✓ Diver 45 = 42 m head or max flow 94 l/min

Diver

Description	Part No	Price
Diver 35	46585	173.10
Diver 45	46586	201.45

monsoon showermate mainsboost aquaboost wasteflo stuart